



CONSOLIDATED YOUTH SERVICES, INC

ANNUAL REPORT FY 2023-2024



Connections That Elevate

TABLE OF CONTENTS

CYS LEADERSHIP	Page 1
MISSION, PHILOSOPHY, & BELIEFS	Page 2
HISTORY	Page 3
AGENCY PROGRAMS	Page 4
RESIDENTIAL SERVICES	Page 5
RESIDENTIAL SERVICE OUTCOMES	Page 6
NON-RESIDENTIAL SERVICES	Page 7
SERVICES TO DYS COMMITTED YOUTH	Page 8
GED AND EDUCATION DATA OUTCOMES ...	Page 9
REVENUE / COST ALLOCATIONS	Page 10

CYS LEADERSHIP

BOARD OF DIRECTORS

Elizabeth Stafford
President

Larry Worsham
Vice President

Yvonne Settlemoir
Secretary/Treasurer

Rheanne Pierson

Stanisha Sims

Jack Sample

Mike Patterson

Leticia Fox-Rochelle

Nancy Crumbaugh

ADMINISTRATION

Lori Clements
Executive Director

Melinda Chester
Financial Officer

Kerri Bangert
Director of Contracts & Quality
Assurance

Sharonda Watson
Human Resource/Staff Development
Manager

Brad Dixon
Clinical Director

Candy Smith
Facility Director

Reba Dye
Admissions Director

Rhonda Harvey
Education Program Director

Jennifer Miller
SRP Case Coordinator

Brittney Duke
Administrative Assistant Contracts &
Quality Assurance

Shelia Bailey
Administrative Assistant Purchasing
& Food Service Operating

OUR MISSION

The Mission of Consolidated Youth Services, Inc. is to provide youth with a safe treatment environment that offers a range of intervention services to develop social, academic, and vocational competencies necessary to live law-abiding lives and to become productive members of their communities.

PHILOSOPHY & BELIEFS

Consolidated Youth Services is convinced that services for the prevention and treatment of juvenile delinquency can best be provided to youth and their families within the local community. Local service providers are best able to assess and treat the problems of youth because they are more familiar with the youth, his/her family, and background and environment. CYS believes that the optimum treatment setting is the youth's own home, but if that is not possible, an alternative residential placement within the community.

To offer the best chance of success, treatment must include the family and other significant persons. Such treatment can be best facilitated if the child remains within the community. If the child is removed from the environment where the problems developed, it is difficult for treatment staff to determine when treatment has been successful because they are observing youth in an artificial environment. "Acceptable" behavior in an artificial environment may or may not continue when the youth returns to his original environment. For this reason, CYS strives to provide youth with the opportunity to be a part of the local community.

CYS believes that youth must be given the opportunity to develop the competencies to live freely and successfully in the community while the safety of the community must be assured. Therefore, youth should be provided the supervision and treatment services appropriate and necessary to safely reintegrate them into the community. Youth should be held accountable for their behavior, and one element of treatment should include the youth's acceptance of responsibility for his/her own behavior.

Consolidated Youth Services strives to develop strong, cooperative relationships with the service community, particularly with law enforcement and the justice system. These relationships help ensure that community-based services and opportunities are available to youth to aid in rehabilitation.

HISTORY CONSOLIDATED YOUTH SERVICES, INC.

Since the inception in 1979, Consolidated Youth Services, Inc. (CYS) has provided comprehensive and compassionate services to youth in need. From the early days as a successor to the Craighead County Youth Home to the current status as a leading provider of community-based prevention and treatment services for juvenile delinquency, the journey has been marked by growth, innovation, and a steadfast commitment to supporting youth and people in our community. Look back at history and the milestones that have shaped who CYC is today.

1979-1981: Founding and Early Years

Consolidated Youth Services, Inc. (CYS) is a 501(c)(3) private, non-profit organization governed by a Board of Directors. The organization was incorporated in March 1979 by the County Judges of Craighead, Poinsett, and Greene Counties as the successor to Craighead County Youth Home. Our mission from the start has been to provide community-based services for the prevention and treatment of juvenile delinquency. In April 1979, CYC took over the operation of the Craighead County youth shelter located at 4220 Stadium Boulevard in Jonesboro, Arkansas, and began offering outreach treatment services in Craighead, Mississippi, and Poinsett Counties.

1981-1997: Expansion and Licensing

By October 1981, CYC had secured a contract with the Division of Youth Services to provide all residential and outreach services. Licensed by the Arkansas Child Welfare Board, we offer emergency shelter and residential care for youth aged 8-18. In March 1996, we partnered with the University of Arkansas Medical Center to develop a joint project for comprehensive residential and outpatient services for adolescent sex offenders in Arkansas. By 1997, CYC was licensed to provide residential sexual rehabilitation services and began contracting with the Arkansas Department of Human Services to offer both residential and outpatient sexual rehabilitation services for clients of the Division of Youth Services (DYS) and the Division of Children and Family Services (DCFS).

1996 - Present: Continued Growth and Services

In July 1996, the Division of Youth Services awarded CYC a contract to provide all community-based youth services for the 2nd Judicial District (including Craighead, Greene, Poinsett, Mississippi, Crittenden, and Clay Counties) and the 3rd Judicial District (including Randolph, Jackson, Sharp, and Lawrence Counties). We subcontracted with East Arkansas Youth Services to continue the well-established youth services program in Crittenden County. Today, CYC offers emergency shelter, residential treatment, and community-based outreach services for youth in the 2nd and 3rd Judicial Districts. Residential facilities have expanded to include: A residential facility for boys, housing up to 20 boys aged 10-18. A residential facility for girls, housing up to 11 girls aged 10-18. Two group homes for boys in the Sexual Rehabilitation Program, housing up to a total of 22 boys aged 13-18.

2019: Achieving Accreditation

In 2019, CYC was awarded accreditation by The Council on Accreditation (COA) for our juvenile justice case management, therapy, A&D counseling, and residential services. This accreditation underscores our commitment to managing resources effectively, offering best practices, and striving for continuous improvement. It supports our sustainability, growth, and achievement of measurable results. With over 40 years of experience promoting best practice standards, COA is a respected ally in the human and social services field, founded in 1977 by the Child Welfare League of America and Family Service America (now the Alliance for Strong Families and Communities).

In 2023, CYC was awarded reaccreditation by The Council on Accreditation (COA) for the juvenile justice case management program, group living program -emergency shelter, and group living program- sexual rehabilitation program.

AGENCY PROGRAMS

Consolidated Youth Services operated these programs from July 2023 to June 2024:

Community-Based Services, Treatment Programs for Delinquents, Family in Need of Services (FINS), Runaway, and At-risk Youth and their families

CYS provided various levels of prevention, intervention and treatment services for youth and their families. Residential Services are provided at 4220 Stadium Blvd. in Jonesboro, Arkansas. Non-residential services are provided in the community by outreach staff from offices at the following locations:

Craighead County.....	718 S Main. Jonesboro
Mississippi County.....	420 Park St. Blytheville
Poinsett County.....	203 East Jackson, Harrisburg
Greene County.....	100 N. Rocking chair Road, Suite 7, Paragould
Clay County.....	Works from Paragould Office
Lawrence County.....	213 SW 3 RD Street, Walnut Ridge
Randolph County.....	Works from Walnut Ridge Office
Sharp County.....	718 Ash Flat Drive, Ash Flat
Jackson County.....	Jackson Co Court House, Newport

Community-based Treatment Program

- Emergency Shelter
- Outreach Casework Services
- Aftercare Services for youth committed to DYS custody
- Interstate Compact Services

Residential Sexual Rehabilitation Program (SRP)

Consolidated Youth Services provided the following services for DCFS and DYS custody youth for the assessment and treatment of offenses of a sexual nature:

- Assessment
- Individual, Family, and Group Therapy
- Parent Groups
- Group Home Placement at the CYS residential facility in Jonesboro
- Independent Living Training
- Placement Assistance
- Follow-up Care

DCFS Qualified Residential Treatment Services

CYS provided trauma-informed residential services for youth in the custody of DCFS whose needs cannot be met in a traditional foster home, therapeutic foster home, or have reached their treatment goals in a more restrictive setting and are ready to be transitioned to a less restrictive level of care. Referrals for these services were made by DCFS State office staff.

Education Services

CYS provided on-campus education services for youth living in the CYS group home. Services are provided by certified Special Education teachers in accordance with the public-school frameworks and calendar. CYS also provided Title 1 services to improve academic performance and reduce school dropouts. The CYS Day Program provides GED instruction and arrangement of testing.

Residential Services

July 2023 THRU June 2024

COUNTY DATA										
County	# Served	SEX		RACE				RESIDENTIAL SERVICE		
		# Females	# Males	White	Black	Hisp	Other	Emergency Shelter	DCFS Residential care	SRP Group Home
Clay	1	0	1	1	0	0	0	1	0	0
Craighead	14	4	10	4	8	1	1	12	1	1
Greene	6	2	4	5	0	1	0	4	0	2
Jackson	5	2	3	1	3	0	1	5	0	0
Lawrence	4	2	2	4	0	0	0	3	0	1
Mississippi	7	0	7	0	7	0	0	7	0	0
Poinsett	6	3	3	5	0	1	0	4	1	1
Randolph	8	1	7	8	0	0	0	4	2	2
Sharp	3	0	3	3	0	0	0	3	0	0
Other Counties	65	13	52	43	16	3	3	0	35	30
Total	119	27	92	74	34	6	5	43	39	37
Residential Days								1,764	4,738	6,136

REFERRAL DATA			
Referral Source	Emergency Shelter	DCFS Residential Referrals	SRP GROUP HOME
Juvenile Court	43		
DYS			19
DCFS		39	18
Total	43	39	37

Residential Services Outcomes

July 2023 THRU June 2024

DISCHARGE PLACEMENT	Residential Referral Source			
	Local courts/Law enforcement	DCFS Residential	SRP DYS	SRP DCFS
Parents Home	36	6	3	1
Relative/Friend	2	1	1	0
Independent Living	0	1	0	2
Group Living Facility	0	4	0	4
Juvenile Detention Center	1	4	0	0
DCFS Placement (Foster Home, Group Living Facility)	0	2	0	1
AWOLed	0	1	0	0
Psychiatric Hospital	0	2	0	1
Residential Treatment	0	2	1	1
Votech/Education Program	0	1	0	0
DYS	0	0	4	0
Total	39	24	9	10

NON-RESIDENTIAL SERVICES

JULY 2023 THRU JUNE 2024

Services	Clay	Craighead	Crittenden	Greene	Jackson	Lawrence	Mississippi	Poinsett	Randolph	Sharp	Total
Casework (youth)	33	72	50	41	31	30	62	39	33	31	422
DYS Field Evaluations	4	18	10	18	2	4	6	7	2	1	72
Re-Entry Plans	2	11		9	1	4	5	3	2	3	40
Community Service (youth)	0	4	13	1	0	2	0	0	1	0	21
CBT Groups (youth)	22	21	27	28	24	23	48	28	20	8	249
Parenting Classes	18	1	2	25	2	3	6	5	5	1	68
Vocational/Career Services (youth)	14	40	2	21	23	21	28	32	22	14	217
Transportation	3	22	18	11	10	14	13	3	14	12	120
Anger Management (youth)	18	25	0	22	20	18	28	28	25	19	203
Independent Living Skills (youth)	20	31	12	27	11	22	34	26	19	14	216

* Classification	Clay	Craighead	Crittenden	Greene	Jackson	Lawrence	Mississippi	Poinsett	Randolph	Sharp	Total
Diversion	13	33	29	27	1	13	31	22	6	13	188
FINS	20	21	18	8	29	22	26	15	24	17	200
Interstate Compact	0	2	1	0	0	0	0	0	0	0	3
Re-Entry	6	34	18	24	3	5	17	10	9	6	132
TOTAL YOUTH SERVED	39	90	66	59	33	40	74	47	39	36	523

Race	Clay	Craighead	Crittenden	Greene	Jackson	Lawrence	Mississippi	Poinsett	Randolph	Sharp	Total
White	29	21	12	31	17	27	17	25	30	30	239
Black	1	42	44	4	12	0	44	6	1	1	155
Hispanic	3	6	1	4	0	2	1	7	0	1	25
Asian/Pacific Islander											0
Other	0	5	1	3	3	2	0	1	2	0	17
TOTAL	33	74	58	42	32	31	62	39	33	32	436

	Clay	Craighead	Crittenden	Greene	Jackson	Lawrence	Mississippi	Poinsett	Randolph	Sharp	Total
Male	20	54	46	31	19	18	46	27	21	18	300
Female	13	20	12	11	13	13	16	12	12	14	136
TOTAL	33	74	58	42	32	31	62	39	33	32	436

* The Classification section totals a higher number of youth than race and gender, due to the classification of some youth changing. (Exp: A youth classified as a Family In Need of Services-FINS receiving charges therefore changing classification to Diversion.)

* Crittenden County Youth were served by East Arkansas Youth Services (EAYS)

SERVICES TO DYS COMMITTED YOUTH

July 2023 THRU June 2024

COUNTY	STILL AT DYS	CURRENTLY ON AFTERCARE	DYS RELEASED W/O AFTERCARE	RELEASED FROM AFTERCARE	TOTAL
Clay	3	2	0	1	6
Craighead	11	11	0	20	42
Crittenden *	11	5	0	2	18
Greene	12	10	0	6	28
Jackson	1	1	0	2	4
Lawrence	2	3	0	2	7
Mississippi	5	5	0	6	16
Poinsett	6	2	0	2	10
Randolph	0	1	0	6	7
Sharp	2	0	0	4	6
TOTAL	53	40	0	51	144

YOUTH RELEASED FROM AFTERCARE

July 2023 THRU June 2024

COUNTY	STATUS AT TIME OF RELEASE FROM AFTERCARE						TOTAL
	Non-Compliant	Turned 18	Moved	Had adult charges	Recommitted to DYS	Successful	
Clay	0	0	0	1	0	0	1
Craighead	3	0	0	2	2	12	19
Crittenden *	1	0	0	0	0	1	2
Greene	0	0	1	1	2	4	8
Jackson	0	0	0	0	1	1	2
Lawrence	0	0	0	0	2	1	3
Mississippi	3	0	0	0	0	2	5
Poinsett	0	0	0	0	0	2	2
Randolph	2	0	2	0	0	2	6
Sharp	0	0	0	0	0	4	4
TOTAL	9	0	3	4	7	29	52

* Crittenden County Youth were served by East Arkansas Youth Services (EAYS)

GED & DAY SERVICES OUTCOMES

July 2023 THRU June 2024

	TOTAL	SEX		RACE			AGE			Last Grade Completed			
		Male	Female	W	B	O	16	17	18	8TH	9TH	10TH	11TH
SERVED	14	13	1	9	4	1	6	7	1	3	4	5	2
PASSED GED	9	8	1	6	3	0	4	5	0	0	4	4	1

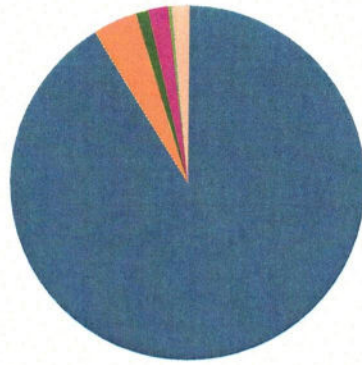
EDUCATION SERVICES/OUTCOMES

July 2023 THRU June 2024

	TOTAL	SEX		RACE			
		MALE	FEMALE	White	Black	Hisp	Other
TOTAL YOUTH IN EDUCATION PROGRAMS	87	70	17	57	26	2	2
Total in program 90+ days & Pre and Post tested	32	28	4	19	10	2	1
MATH REMEDIATION RESULTS							
# Testing Below Grade level on Math Pre-test	25	22	3	16	7	2	0
# Improving Math TABE scores on Post test	25	24	1	19	10	2	1
READING REMEDIATION RESULTS							
# Testing Below Grade level on Reading Pre-test	23	20	3	15	6	2	0
# Improving Reading TABE scores on Post test	26	24	2	15	8	2	1
GRADUATION RECORDS FOR YOUTH SERVED							
12th Graders served & in residence at end of school year	4	4	0	3	1	0	0
12th Graders receiving Diploma	2	2	0	1	1	0	0

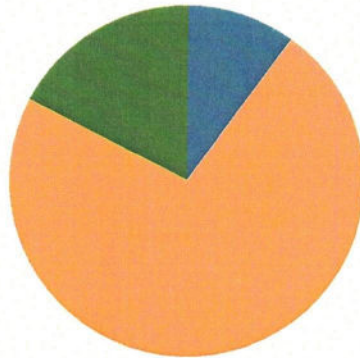
REVENUE / COST ALLOCATION

TOTAL REVENUE \$ 5,489,717.00



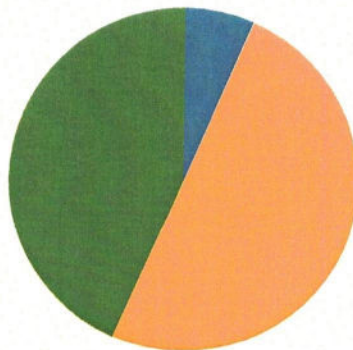
- DHS \$5,000,703.29
- DEPT EDUC \$222,343.62
- TITLE 1 \$61,737.07
- INTEREST \$99,266.56
- LOCAL DONATIONS \$15,040.25
- MISC \$5,287.75
- NSLP \$85,339.34

TOTAL PERSONNEL EXPENSE \$ 4,056,430.53



- ADMINISTRATIVE 11%
- RESIDENTIAL 71%
- OUTREACH 18%

TOTAL OPERATING EXPENCE \$ 1,234,512.39



- ADMINISTRATIVE 6%
- RESIDENTIAL 50%
- OUTREACH 44%