

ANNUAL  
REPORT

**Consolidated  
Youth  
Services, Inc.**

JULY 2021  
THRU  
JUNE 2022



# CYS LEADERSHIP

## BOARD OF DIRECTORS

**Elizabeth Stafford**  
President

**Larry Worsham**  
Vice President

**Yvonne Settlemoir**  
Secretary/Treasurer

**Rheanne Pierson**

**Stanisha Sims**

**Jack Sample**

**Mike Patterson**

**Leticia Fox-Rochelle**

**Nancy Crumbaugh**

## ADMINISTRATION

**Lori Clements**  
Executive Director

**Melinda Chester**  
Financial Officer

**Kerri Bangert**  
Director of Contracts & Quality  
Assurance

**Sharonda Watson**  
Human Resource/Staff Development  
Manager

**Brad Dixon**  
Clinical Director

**Candy Smith**  
Facility Director

**Reba Dye**  
Admissions Director

**Rhonda Harvey**  
Education Program Director

**Jennifer Miller**  
SRP Case Coordinator

**Sadie Organ**  
Administrative Assistant Contracts &  
Quality Assurance

**Shelia Bailey**  
Administrative Assistant Purchasing  
& Food Service Operating

# **OUR MISSION**

The Mission of Consolidated Youth Services, Inc. is to provide youth with a safe treatment environment that offers a range of intervention services to develop social, academic, and vocational competencies necessary to live law-abiding lives and to become productive members of their communities.

## **PHILOSOPHY & BELIEFS**

Consolidated Youth Services is convinced that services for the prevention and treatment of juvenile delinquency can best be provided to youth and their families within the local community. Local service providers are best able to assess and treat the problems of youth because they are more familiar with the youth, his/her family, and background and environment. CYS believes that the optimum treatment setting is the youth's own home, but if that is not possible, an alternative residential placement within the community.

To offer the best chance of success, treatment must include the family and other significant persons. Such treatment can be best facilitated if the child remains within the community. If the child is removed from the environment where the problems developed, it is difficult for treatment staff to determine when treatment has been successful because they are observing youth in an artificial environment. "Acceptable" behavior in an artificial environment may or may not continue when the youth returns to his original environment. For this reason, CYS strives to provide youth with the opportunity to be a part of the local community.

CYS believes that youth must be given the opportunity to develop the competencies to live freely and successfully in the community at the same time that the safety of the community must be assured. Therefore, youth should be provided the supervision and treatment services appropriate and necessary to safely reintegrate them into the community. Youth should be held accountable for their behavior, and one element of treatment should include the youth's acceptance of responsibility for his/her own behavior.

Consolidated Youth Services strives to develop strong, cooperative relationships with the service community, particularly with law enforcement and the justice system. These relationships help ensure that community-based services and opportunities are available to youth to aid in rehabilitation.

# AGENCY PROGRAMS

Consolidated Youth Services operated these programs from July 2021 to June 2022:

## **Community-Based Services, Treatment Programs for Delinquents, Family in Need of Services (FINS), Runaway, and At-risk Youth and their families**

CYS provided various levels of prevention, intervention and treatment services for youth and their families. Residential Services are provided at 4220 Stadium Blvd. in Jonesboro, Arkansas. Non-residential services are provided in the community by outreach staff from offices at the following locations:

Craighead County.....	718 S Main. Jonesboro
Mississippi County.....	420 Park St. Blytheville
Poinsett County.....	203 East Jackson, Harrisburg
Greene County.....	100 N. Rockingchair Road, Suite 7, Paragould
Clay County.....	Works from Paragould Office
Lawrence County.....	213 SW 3 <sup>RD</sup> Street, Walnut Ridge
Randolph County.....	Works from Walnut Ridge Office
Sharp County.....	Works from Walnut Ridge Office
Jackson County.....	Jackson Co Court House, Newport

### **Community-based Treatment Program**

- Emergency Shelter
- Outreach Casework Services
- Aftercare Services for youth committed to DYS custody
- Interstate Compact Services
- Alcohol and Drug Abuse Prevention & Treatment Services

### **Residential Sexual Rehabilitation Program (SRP)**

Consolidated Youth Services provided the following services for DCFS and DYS custody youth for the assessment and treatment of offenses of a sexual nature:

- Assessment
- Individual, Family, and Group Therapy
- Parent Groups
- Group Home Placement at the CYS residential facility in Jonesboro
- Independent Living Training
- Placement Assistance
- Follow-up Care

## **DCFS Qualified Residential Treatment Services**

CYS provided trauma-informed residential services for youth in the custody of DCFS whose needs cannot be met in a traditional foster home, therapeutic foster home, or have reached their treatment goals in a more restrictive setting and are ready to be transitioned to a less restrictive level of care. Referrals for these services were made by DCFS State office staff.

## **Education Services**

CYS provided on-campus education services for youth living in the CYS group home. Services are provided by certified Special Education teachers in accordance with the public-school frameworks and calendar. CYS also provided Title 1 services to improve academic performance and reduce school dropouts. The CYS Day Program provides GED instruction and arrangement of testing.

# Residential Services

July 2021 THRU June 2022

COUNTY DATA										
County	# Served	SEX		RACE				RESIDENTIAL SERVICE		
		# Females	# Males	White	Black	Hisp	Other	Emergency Shelter	DCFS Residential care	SRP Group Home
Clay	1	0	1	1	0	0	0	0	0	1
Craighead	16	6	10	7	6	0	3	9	5	2
Greene	6	0	6	5	0	0	1	2	2	2
Jackson	2	0	2	2	0	0	0	2	0	0
Lawrence	4	0	4	4	0	0	0	4	0	0
Mississippi	5	2	3	2	3	0	0	5	0	0
Poinsett	11	2	9	10	0	0	1	10	1	0
Randolph	7	2	5	7	0	0	0	6	1	0
Sharp	8	3	5	8	0	0	0	7	1	0
Other Counties	67	8	59	50	11	2	4	0	47	20
<b>Total</b>	<b>127</b>	<b>23</b>	<b>104</b>	<b>96</b>	<b>20</b>	<b>2</b>	<b>9</b>	<b>45</b>	<b>57</b>	<b>25</b>

REFERRAL DATA			
Referral Source	Emergency Shelter	DCFS Residential Referrals	SRP GROUP HOME
Juvenile Probation	3	0	0
Juvenile Court	42	0	0
DYS	0	0	24
DCFS	0	35	23
<b>Total</b>	<b>45</b>	<b>35</b>	<b>47</b>

# Residential Services Outcomes

July 2021 THRU June 2022

DISCHARGE PLACEMENT	Residential Referral Source			
	Local courts/Law enforcement	DCFS Residential	SRP DYS	SRP DCFS
Parents Home	36	5	8	5
Relative/Friend	0	0	0	1
Independent Living	0	2	2	0
Juvenile Detention Center	2	3	0	2
DCFS Placement	0	3	0	4
AWOLed	1	3	0	1
Psychiatric Hospital	0	4	0	1
Medical Hospital	1	0	0	0
DYS	0	0	4	0
<b>Total</b>	<b>40</b>	<b>20</b>	<b>14</b>	<b>14</b>

# NON-RESIDENTIAL SERVICES

JULY 2020 THRU JUNE 2021

Services	Clay	Craighead	Crittenden	Greene	Jackson	Lawrence	Mississippi	Poinsett	Randolph	Sharp	Total
Casework	55	134	36	124	39	43	74	36	53	52	646
DYS Field Evaluations	0	9	3	7	2	3	8	0	5	0	37
Re-Entry Plans	0	11	2	7	4	1	8	2	2	0	37
Day Services/GED	0	10	5	0	0	0	0	2	0	0	17
Substance Abuse Therapy	3	12	16	8	0	12	0	3	4	2	60
Community Service	0	6	10	2	1	0	1	0	1	1	22
CBT Groups	2	20	22	36	22	26	40	29	15	12	224
Court Advocacy	5	14	9	13	27	21	5	8	13	18	133
Home Evaluations	0	0	1	1	0	0	0	0	0	0	2
Vocational/Career Services	10	22	4	25	8	8	9	8	8	6	49
Transportation	6	27	15	20	0	2	8	0	1	1	80
Anger Management	9	13	0	38	14	17	31	30	19	13	184
Independent Living Skills	18	19	9	47	11	9	24	21	7	7	172
Mentoring	0	8	0	3	16	2	2	2	0	3	36
Parenting Classes	8	7	8	13	22	4	23	2	3	1	91

Classification	Clay	Craighead	Crittenden	Greene	Jackson	Lawrence	Mississippi	Poinsett	Randolph	Sharp	Total
Diversion	29	36	28	39	5	17	27	25	9	6	221
FINS	5	27	5	29	33	19	29	14	18	23	202
Interstate Compact	1	0	0	1	0	0	0	0	0	0	2
Re-Entry	0	39	11	21	4	4	14	2	11	0	106
<b>TOTAL</b>	<b>35</b>	<b>102</b>	<b>44</b>	<b>90</b>	<b>42</b>	<b>40</b>	<b>70</b>	<b>41</b>	<b>38</b>	<b>29</b>	<b>531</b>

Race	Clay	Craighead	Crittenden	Greene	Jackson	Lawrence	Mississippi	Poinsett	Randolph	Sharp	Total
White	33	48	16	76	30	35	20	30	31	26	345
Black		42	25	4	8		46	8	0		133
Hispanic	2	3	0	2	1				2		10
American Indian											0
Other		9	3	8	3	5	4	3	5	3	43
<b>TOTAL</b>	<b>35</b>	<b>102</b>	<b>44</b>	<b>90</b>	<b>42</b>	<b>40</b>	<b>70</b>	<b>41</b>	<b>38</b>	<b>29</b>	<b>531</b>

Gender	Clay	Craighead	Crittenden	Greene	Jackson	Lawrence	Mississippi	Poinsett	Randolph	Sharp	Total
Male	29	68	29	66	28	27	48	26	28	15	364
Female	6	34	15	24	14	13	22	15	10	14	167
<b>TOTAL</b>	<b>35</b>	<b>102</b>	<b>44</b>	<b>90</b>	<b>42</b>	<b>40</b>	<b>70</b>	<b>41</b>	<b>38</b>	<b>29</b>	<b>531</b>

\* Crittenden County Youth were served by East Arkansas Youth Services (EAYS)

# SERVICES TO DYS COMMITTED YOUTH

July 2021 THRU June 2022

COUNTY	STILL AT DYS	CURRENTLY ON AFTERCARE	DYS RELEASED W/O AFTERCARE	RELEASED FROM AFTERCARE	TOTAL
Clay	0	0	0	0	0
Craighead	16	8	0	15	39
Crittenden *	6		0	5	11
Greene	12	4	0	5	21
Jackson	1	2	0	1	4
Lawrence	2	1	1	0	4
Mississippi	7	4	0	3	14
Poinsett	0	1	0	1	2
Randolph	6	0	0	5	11
Sharp	0	0	0	0	0
<b>TOTAL</b>	<b>50</b>	<b>20</b>	<b>1</b>	<b>35</b>	<b>106</b>

# YOUTH RELEASED FROM AFTERCARE

July 2021 THRU June 2022

COUNTY	STATUS AT TIME OF RELEASE FROM AFTERCARE						TOTAL
	Non-Compliant	Turned 18	Moved	Had adult charges	Recommitted to DYS	Successful	
Clay	0	0	0	0	0	0	0
Craighead	3	0	0	0	4	8	15
Crittenden *	1	0	0	0	0	4	5
Greene	0	0	0	0	1	4	5
Jackson	0	0	0	0	0	1	1
Lawrence	0	0	0	0	0	0	0
Mississippi	0	0	0	0	0	3	3
Poinsett	1	0	0	0	0	0	1
Randolph	1	0	0	1	1	2	5
Sharp	0	0	0	0	0	0	0
<b>TOTAL</b>	<b>6</b>	<b>0</b>	<b>0</b>	<b>1</b>	<b>6</b>	<b>22</b>	<b>35</b>

\* Crittenden County Youth were served by East Arkansas Youth Services (EAYS)

# GED & DAY SERVICES OUTCOMES

July 2021 THRU June 2022

	TOTAL	SEX		RACE			AGE			Last Grade Completed			
		Male	Female	W	B	O	16	17	18	8TH	9TH	10TH	11TH
SERVED	22	19	3	8	5	1	4	17	1	1	5	11	5
PASSED GED	14	13	1	12	2	0	2	11	1	1	4	4	4

# EDUCATION SERVICES/OUTCOMES

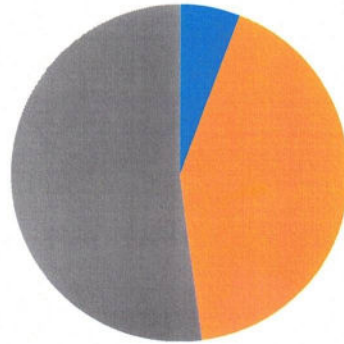
July 2021 THRU June 2022

	TOTAL	SEX		RACE			
		MALE	FEMALE	White	Black	Hisp	Other
<b>TOTAL YOUTH IN EDUCATION PROGRAMS</b>	<b>92</b>	73	19	73	10	2	7
Total in program 90+ days & Pre and Post tested	<b>42</b>	32	10	33	4	2	3
<b>MATH REMEDIATION RESULTS</b>							
# Testing Below Grade level on Math Pre-test	<b>30</b>	23	7	22	3	2	3
# Improving Math TABE scores on Post test	<b>30</b>	26	4	24	3	1	2
<b>READING REMEDIATION RESULTS</b>							
# Testing Below Grade level on Reading Pre-test	<b>37</b>	28	9	29	3	2	3
# Improving Reading TABE scores on Post test	<b>33</b>	25	8	25	3	2	3
<b>GRADUATION RECORDS FOR YOUTH SERVED</b>							
12th Graders served & in residence at end of school year	<b>2</b>	1	1	1	0	0	1
12th Graders receiving Diploma	<b>2</b>	1	1	1	0	0	1

# REVENUE/COST ALLOCATION

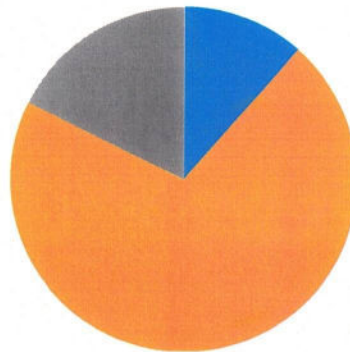
July 2021 – June 2022

**TOTAL REVENUE \$5,083,973.03**



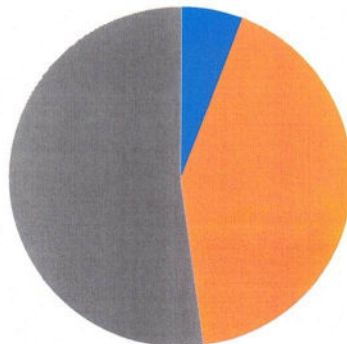
- ADMINISTRATIVE 6%
- RESIDENTIAL 40%
- OUTREACH 54%

**TOTAL PERSONNEL EXPENSE \$3,758,485.27**



- ADMINISTRATIVE 11%
- RESIDENTIAL 72%
- OUTREACH 17%

**TOTAL OPERATING EXPENSE \$1,126,108.00**



- ADMINISTRATIVE 6%
- RESIDENTIAL 40%
- OUTREACH 54%

# SATISFACTION SURVEY RESULTS

## July 2021-June 2022

	BOYS & GIRLS		SRP GROUP HOME		OUTREACH	
	Youth	Parent	Youth	Parent	Youth	Parent
# Youth Discharged	58	58	28	28	201	201
# Surveys Completed	36	37	17	12	162	158
RESPONSE RATE	62.1%	63.8%	60.7%	42.9%	80.6%	78.6%
# LESS THAN 60% SATISFIED	4	1	1	0	5	5
% LESS THAN 60% SATISFIED	11.1%	2.7%	5.9%	0.0%	3.1%	3.2%
# 61%- 79% SATISFIED	7	3	1	0	10	4
% 61%- 79% SATISFIED	19.4%	8.1%	5.9%	0.0%	6.2%	2.5%
# 80% OR MORE SATISFIED	25	33	15	12	145	149
% 80% OR MORE SATISFIED	69.4%	89.2%	88.2%	100.0%	89.5%	94.3%

