

ANNUAL  
REPORT

**Consolidated  
Youth  
Services, Inc.**

JULY 2020  
THRU  
JUNE 2021

# CYS LEADERSHIP

## BOARD OF DIRECTORS

**Elizabeth Stafford**  
President

**Larry Worsham**  
Vice President

**Yvonne Settlemoir**  
Secretary/Treasurer

**Rheanne Pierson**

**Jack Sample**

**Mike Patterson**

**Jerry Carlew**

**Nancy Crumbaugh**

**Stanisha Sims**

**Leticia Fox-Rochelle**

## ADMINISTRATION

**Lori Clements**  
Executive Director

**Melinda Chester**  
Financial Officer

**Kerri Bangert**  
Director of Contracts & Quality Assurance

**Sharonda Watson**  
Human Resource/Staff Development Manager

**Adrian Perry**  
SRP Admissions & Services Coordinator

**Candy Smith**  
Facility Director

**Reba Dye**  
Admissions Director

**Teresa Wallace**  
Administrative Assistant Contracts & Quality Assurance

**Shelia Bailey**  
Administrative Assistant Purchasing & Food Service Operating

## **OUR MISSION**

The Mission of Consolidated Youth Services, Inc. is to provide youth with a safe treatment environment that offers a range of intervention services to develop social, academic, and vocational competencies necessary to live law-abiding lives and to become productive members of their communities.

## **PHILOSOPHY & BELIEFS**

Consolidated Youth Services is convinced that services for the prevention and treatment of juvenile delinquency can best be provided to youth and their families within the local community. Local service providers are best able to assess and treat the problems of youth because they are more familiar with the youth, his/her family, and background and environment. CYS believes that the optimum treatment setting is the youth's own home, but if that is not possible, an alternative residential placement within the community.

To offer the best chance of success, treatment must include the family and other significant persons. Such treatment can be best facilitated if the child remains within the community. If the child is removed from the environment where the problems developed, it is difficult for treatment staff to determine when treatment has been successful because they are observing youth in an artificial environment. "Acceptable" behavior in an artificial environment may or may not continue when the youth returns to his original environment. For this reason, CYS strives to provide youth with the opportunity to be a part of the local community.

CYS believes that youth must be given the opportunity to develop the competencies to live freely and successfully in the community at the same time that the safety of the community must be assured. Therefore, youth should be provided the supervision and treatment services appropriate and necessary to safely reintegrate them into the community. Youth should be held accountable for their behavior, and one element of treatment should include the youth's acceptance of responsibility for his/her own behavior.

Consolidated Youth Services strives to develop strong, cooperative relationships with the service community, particularly with law enforcement and the justice system. These relationships help ensure that community-based services and opportunities are available to youth to aid in rehabilitation.

# AGENCY PROGRAMS

Consolidated Youth Services operated these programs from July 2020 to June 2021:

## **Community-Based Services, Treatment Programs for Delinquents, Family In Need of Services (FINS), Runaway, and At-risk Youth and their families**

CYS provided various levels of prevention, intervention and treatment services for youth and their families. Residential Services are provided at 4220 Stadium Blvd. in Jonesboro, Arkansas. Non-residential services are provided in the community by outreach staff from offices at the following locations:

Craighead County.....	718 S Main. Jonesboro
Mississippi County.....	420 Park St. Blytheville
Poinsett County.....	203 East Jackson, Harrisburg
Greene County.....	205 S. 3 1/2 St. Paragould
Clay County.....	Works from Paragould Office
Lawrence County.....	213 SW 3 <sup>RD</sup> Street, Walnut Ridge
Randolph County.....	Works from Walnut Ridge Office
Sharp County.....	Works from Walnut Ridge Office
Jackson County.....	Jackson Co Court House, Newport

### **Community-based Treatment Program**

- Emergency Shelter
- Outreach Casework Services
- Aftercare Services for youth committed to DYS custody
- Interstate Compact Services
- Therapy
- Alcohol and Drug Abuse Prevention & Treatment Services

### **Residential Sexual Rehabilitation Program (SRP)**

Consolidated Youth Services provided the following services for DCFS and DYS custody youth for the assessment and treatment of offenses of a sexual nature:

- Assessment
- Outpatient Individual, Family, and Group Therapy
- Parent Groups
- Group Home Placement at the CYS residential facility in Jonesboro
- Independent Living Training
- Placement Assistance
- Follow-up Care

## **DCFS Residential Treatment Services**

CYS provided emergency shelter for up to 60 days for youth placed in DCFS custody and provided residential treatment for these youth. Referrals for these services were made by DCFS county office staff.

## **Education Services**

CYS provided on-campus education services for youth living in the CYS group home. Services are provided by certified Special Education teachers in accordance with the public-school frameworks and calendar. CYS also provided Title 1 services to improve academic performance and reduce school dropouts. The CYS Day Program provides GED instruction and arrangement of testing.

# Residential Services

July 2020 THRU June 2021

COUNTY DATA										
County	# Served	SEX		RACE				RESIDENTIAL SERVICE		
		# Females	# Males	White	Black	Hisp	Other	Emergency Shelter	DCFS Residential care	SRP Group Home
Clay	0	0	0	0	0	0	0	0	0	0
Craighead	9	2	7	2	6	0	1	4	4	1
Greene	5	2	3	5	0	0	0	2	3	0
Jackson	2	0	2	0	2	0	0	2	0	0
Lawrence	6	2	4	6	0	0	0	6	0	0
Mississippi	8	2	6	2	5	0	1	8	0	0
Poinsett	9	2	7	9	0	0	0	7	2	0
Randolph	6	1	5	6	0	0	0	4	1	1
Sharp	4	2	2	4	0	0	0	3	1	0
Other Counties	63	7	56	47	8	4	4	1	24	38
<b>Total</b>	<b>112</b>	<b>20</b>	<b>92</b>	<b>81</b>	<b>21</b>	<b>4</b>	<b>6</b>	<b>37</b>	<b>35</b>	<b>40</b>

REFERRAL DATA			
Referral Source	Emergency Shelter	DCFS Residential Referrals	SRP GROUP HOME
Juvenile Probation	1	0	0
Juvenile Court	35	0	0
DYS	1	0	19
DCFS	0	35	21
<b>Total</b>	<b>37</b>	<b>35</b>	<b>40</b>

# Residential Services Outcomes

July 2020 THRU June 2021

DISCHARGE PLACEMENT	Residential Referral Source			
	Local courts/Law enforcement	DCFS Residential	SRP DYS	SRP DCFS
Parents Home	24	6	1	1
Relative/Friend	0	0	0	2
Independent Living	1	2	0	0
Foster Home	0	1	0	1
Other Group Living Program	1	1	2	1
Other Emergency Shelter	0	1	1	1
Alcohol & Drug Treatment	0	0	0	0
Mental Health Treatment Center	2	2	0	0
Psychiatric Hospital	0	4	0	0
Medical Hospital	0	0	0	1
Juvenile Detention Center	1	1	2	2
DCFS Placement	0	0	0	0
AWOLed	1	6	0	0
DYS	0	0	2	1
<b>Total</b>	<b>30</b>	<b>24</b>	<b>8</b>	<b>10</b>

# NON-RESIDENTIAL SERVICES

## JULY 2020 THRU JUNE 2021

Services	Clay	Craighead	Crittenden	Greene	Jackson	Lawrence	Mississippi	Poinsett	Randolph	Sharp	Total
Casework	31	57	41	77	30	34	55	20	26	17	388
DYS Field Evaluations	0	5	4	6	0	1	4	2	2	0	24
Re-Entry Plans	0	3	8	2	1	2	2	1	3	0	22
Day Services/GED	0	5	5	0	0	0	0	0	0	0	10
Therapy	0	0	12	1	0	0	0	0	0	0	13
Substance Abuse Therapy	2	6	18	1	0	9	1	1	11	1	50
Community Service	3	2	4	4	0	0	1	0	0	0	14
CBT Groups	10	8	21	37	13	19	24	14	18	8	172
Court Advocacy	5	5	5	8	13	16	12	6	15	5	90
Home Evaluations	1	0	2	0	0	0	0	0	0	0	3
Vocational/Career Services	9	20	20	0	0	0	0	0	0	0	49
Transportation	6	10	19	15	0	3	8	0	5	0	66
Anger Management	15	3	0	38	13	19	18	17	13	5	141
Independent Living Skills	14	6	16	41	2	7	17	15	5	2	125
Mentoring	2	5	4	1	14	4	7	4	5	1	47
Parenting Classes	1	3	8	8	0	4	19	3	4	0	50

Classification	Clay	Craighead	Crittenden	Greene	Jackson	Lawrence	Mississippi	Poinsett	Randolph	Sharp	Total
Diversion	23	25	29	39	4	14	25	19	8	4	190
FINS	5	10	2	40	26	21	26	6	22	15	173
Interstate Compact	2	0	1	0	0	1	0	0	1	1	6
Re-Entry	1	24	14	11	3	3	8	3	10	0	77

Race	Clay	Craighead	Crittenden	Greene	Jackson	Lawrence	Mississippi	Poinsett	Randolph	Sharp	Total
White	29	32	13	67	20	34	16	21	31	19	282
Black	0	20	26	2	8	0	37	0	0	0	93
Hispanic	2	1	2	3	1	0	0	0	1	0	10
American Indian	0	0	0	1	0	0	0	0	0	0	1
Other	0	4	2	4	2	2	3	2	2	0	21
<b>TOTAL</b>	<b>31</b>	<b>57</b>	<b>43</b>	<b>77</b>	<b>31</b>	<b>36</b>	<b>56</b>	<b>23</b>	<b>34</b>	<b>19</b>	<b>407</b>

Gender	Clay	Craighead	Crittenden	Greene	Jackson	Lawrence	Mississippi	Poinsett	Randolph	Sharp	Total
Male	24	46	29	54	21	27	38	14	24	13	290
Female	7	11	14	23	10	9	18	9	10	6	117
<b>TOTAL</b>	<b>31</b>	<b>57</b>	<b>43</b>	<b>77</b>	<b>31</b>	<b>36</b>	<b>56</b>	<b>23</b>	<b>34</b>	<b>19</b>	<b>407</b>

\* Crittenden County Youth were served by East Arkansas Youth Services (EAYS)

# SERVICES TO DYS COMMITTED YOUTH

July 2020 THRU June 2021

COUNTY	STILL AT DYS	CURRENTLY ON AFTERCARE	DYS RELEASED W/O AFTERCARE	RELEASED FROM AFTERCARE	TOTAL
Clay	0	0	0	1	1
Craighead	12	4	0	8	24
Crittenden *	2	2	0	10	14
Greene	7	2	0	2	11
Jackson	1	0	0	2	3
Lawrence	0	0	0	3	3
Mississippi	5	0	0	3	8
Poinsett	2	0	0	1	3
Randolph	3	2	0	5	10
Sharp	0	0	0	0	0
<b>TOTAL</b>	<b>32</b>	<b>10</b>	<b>0</b>	<b>35</b>	<b>77</b>

# YOUTH RELEASED FROM AFTERCARE

July 2020 THRU June 2021

COUNTY	STATUS AT TIME OF RELEASE FROM AFTERCARE						TOTAL
	Non-Compliant	Turned 18	Moved	Had adult charges	Recommitted to DYS	Successful	
Clay			1	0	0	0	1
Craighead			2	0	0	6	8
Crittenden *			1	0	0	9	10
Greene			0	1	0	1	2
Jackson			0	0	0	2	2
Lawrence			2	0	0	1	3
Mississippi			0	2	0	1	3
Poinsett			0	0	1	0	1
Randolph	1		2	0	1	1	5
Sharp			0	0	0	0	0
<b>TOTAL</b>	<b>1</b>	<b>0</b>	<b>8</b>	<b>3</b>	<b>2</b>	<b>21</b>	<b>35</b>

\* Crittenden County Youth were served by East Arkansas Youth Services (EAYS)

# GED & DAY SERVICES OUTCOMES

July 2020 THRU June 2021

	TOTAL	SEX		RACE			AGE			Last Grade Completed			
		Male	Female	W	B	O	16	17	18	8TH	9TH	10TH	11TH
SERVED	21	19	2	19	2	0	5	15	1	4	6	7	4
PASSED GED	13	12	1	12	1	0	5	8	0	1	5	5	2

# EDUCATION SERVICES/OUTCOMES

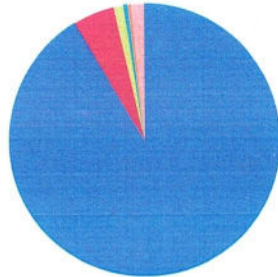
July 2020 THRU June 2021

	TOTAL	SEX		RACE			
		MALE	FEMALE	White	Black	Hisp	Other
TOTAL YOUTH IN EDUCATION PROGRAMS	<b>86</b>	70	16	63	16	3	4
Total in program 90+ days & Pre and Post tested	<b>32</b>	27	5	24	2	3	3
<b>MATH REMEDIATION RESULTS</b>							
# Testing Below Grade level on Math Pre-test	<b>27</b>	20	7	17	5	2	3
# Improving Math TABE scores on Post test	<b>20</b>	18	2	15	2	2	1
<b>READING REMEDIATION RESULTS</b>							
# Testing Below Grade level on Reading Pre-test	<b>33</b>	26	7	23	5	2	3
# Improving Reading TABE scores on Post test	<b>21</b>	18	3	16	2	1	2
<b>GRADUATION RECORDS FOR YOUTH SERVED</b>							
12th Graders served & in residence at end of school year	<b>1</b>	1	0	1	0	0	0
12th Graders receiving Diploma	<b>1</b>	1	0	1	0	0	0

# REVENUE/COST ALLOCATION

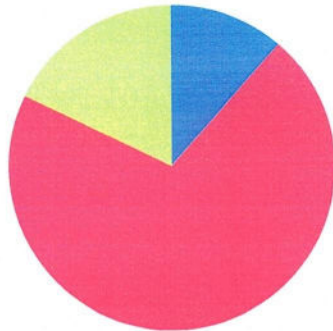
## July 2020- June 2021

**TOTAL REVENUE \$4,989,323.93**



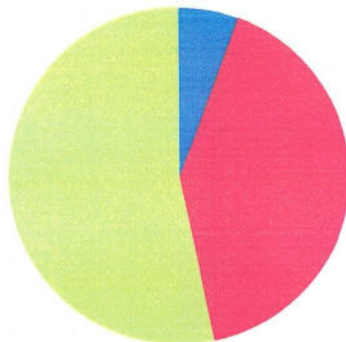
- DHS \$4,560,931.86
- DEPT EDUC \$247,893.80
- TITLE 1 \$58,122.11
- INTEREST \$26,266.98
- LOCAL DONATIONS \$20,925.00
- MISC \$4,418.89

**TOTAL PERSONNEL EXPENSE \$3,790,336.61**



- ADMINISTRATIVE 11%
- RESIDENTIAL 72%
- OUTREACH 17%

**TOTAL OPERATING EXPENSE \$1,055,983.00**



- ADMINISTRATIVE 6%
- RESIDENTIAL 40%
- OUTREACH 54%

# SATISFACTION SURVEY RESULTS

## July 2020-June 2021

	BOYS & GIRLS RESIDENTIAL		SRP GROUP HOME		OUTREACH	
	Youth	Parent	Youth	Parent	Youth	Parent
# Youth Discharged	54	54	18	18	180	180
# Surveys Completed	27	30	11	10	151	149
<b>RESPONSE RATE</b>	50.0%	55.6%	61.1%	55.6%	83.9%	82.8%
# LESS THAN 60% SATISFIED	4	0	0	1	4	2
% LESS THAN 60% SATISFIED	14.8%	0.0%	0.0%	10.0%	2.6%	1.3%
# 61%- 79% SATISFIED	7	3	2	0	18	8
% 61%- 79% SATISFIED	25.9%	10.0%	18.2%	0.0%	11.9%	5.4%
# 80% OR MORE SATISFIED	16	27	9	9	129	139
% 80% OR MORE SATISFIED	59.3%	90.0%	81.8%	90.0%	85.4%	93.3%

