

ANNUAL
REPORT

JULY 2019
THRU
JUNE 2020

**Consolidated
Youth
Services, Inc.**

* The number of youths served by CYS was down for the fiscal year 2019-2020, due to the COVID19 state of Arkansas shut down status for the months of March through June of 2020.

CYS LEADERSHIP

BOARD OF DIRECTORS

Elizabeth Stafford
President

Larry Worsham
Vice President

Yvonne Settlemoir
Secretary/Treasurer

Rheanne Pierson

Jack Sample

Mike Patterson

Jerry Carlew

Nancy Crumbaugh

Stanisha Sims

Leticia Fox-Rochelle

ADMINISTRATION

Lori Clements
Executive Director

Melinda Chester
Financial Officer

Kerri Bangert
Director of Contracts & Quality
Assurance

Sharonda Watson
Human Resource/Staff Development
Manager

Adrian Perry
SRP Admissions & Services
Coordinator

Candy Smith
Facility Director

Reba Dye
Admissions Director

Teresa Wallace
Administrative Assistant Contracts &
Quality Assurance

Shelia Bailey
Administrative Assistant Purchasing
& Food Service Operating

OUR MISSION

The Mission of Consolidated Youth Services, Inc. is to provide youth with a safe treatment environment that offers a range of intervention services to develop social, academic, and vocational competencies necessary to live law-abiding lives and to become productive members of their communities.

PHILOSOPHY & BELIEFS

Consolidated Youth Services is convinced that services for the prevention and treatment of juvenile delinquency can best be provided to youth and their families within the local community. Local service providers are best able to assess and treat the problems of youth because they are more familiar with the youth, his/her family, and background and environment. CYS believes that the optimum treatment setting is the youth's own home, but if that is not possible, an alternative residential placement within the community.

To offer the best chance of success, treatment must include the family and other significant persons. Such treatment can be best facilitated if the child remains within the community. If the child is removed from the environment where the problems developed, it is difficult for treatment staff to determine when treatment has been successful because they are observing youth in an artificial environment. "Acceptable" behavior in an artificial environment may or may not continue when the youth returns to his original environment. For this reason, CYS strives to provide youth with the opportunity to be a part of the local community.

CYS believes that youth must be given the opportunity to develop the competencies to live freely and successfully in the community at the same time that the safety of the community must be assured. Therefore, youth should be provided the supervision and treatment services appropriate and necessary to safely reintegrate them into the community. Youth should be held accountable for their behavior, and one element of treatment should include the youth's acceptance of responsibility for his/her own behavior.

Consolidated Youth Services strives to develop strong, cooperative relationships with the service community, particularly with law enforcement and the justice system. These relationships help ensure that community-based services and opportunities are available to youth to aid in rehabilitation.

AGENCY PROGRAMS

Consolidated Youth Services operated these programs from July 2019 to June 2020:

Community-Based Services, Treatment Programs for Delinquents, Family In Need of Services (FINS), Runaway, and At-risk Youth and their families

CYS provided various levels of prevention, intervention and treatment services for youth and their families. Residential Services are provided at 4220 Stadium Blvd. in Jonesboro, Arkansas. Non-residential services are provided in the community by outreach staff from offices at the following locations:

Craighead County.....	718 S Main. Jonesboro
Mississippi County/Osceola.....	County Court House, Osceola
Mississippi County/Blytheville.....	547 N 10 th Street, Blytheville
Poinsett County.....	149 A HWY 468 S, Trumann
Greene County.....	205 S. 3 1/2 St. Paragould
Clay County.....	Works from Paragould
Lawrence County.....	213 SW 3 RD Street, Walnut Ridge
Randolph County.....	Works from Walnut Ridge Office
Sharp County.....	Sharp County Court House, Ash Flat
Jackson County.....	Jackson Co Court House, Newport

Community-based Treatment Program

- Emergency Shelter
- Outreach Casework Services
- Aftercare Services for youth committed to DYS custody
- Interstate Compact Services
- Therapy
- Alcohol and Drug Abuse Prevention & Treatment Services

Community-based Sanctions Program

CYS provides an array of community-based sanctions as alternative dispositions for the juvenile court and graduated levels of supervision for youth placed on aftercare from DYS custodial placements. Graduated sanctions are available as follows:

- Community Services Restitution
- Intensive Supervision & Tracking
- Day Services
- Drug Testing
- Evening Reporting

Residential Sexual Rehabilitation Program (SRP)

Consolidated Youth Services provided the following services for DCFS and DYS custody youth for the assessment and treatment of offenses of a sexual nature:

- Assessment
- Outpatient Individual, Family, and Group Therapy
- Parent Groups
- Group Home Placement at the CYS residential facility in Jonesboro
- Independent Living Training
- Placement Assistance
- Follow-up Care

DCFS Residential Treatment Services

CYS provided emergency shelter for up to 60 days for youth placed in DCFS custody and provided residential treatment for these youth. Referrals for these services were made by DCFS county office staff.

Education Services

CYS provided on-campus education services for youth living in the CYS group home. Services are provided by certified Special Education teachers in accordance with the public-school frameworks and calendar. CYS also provided Title 1 services to improve academic performance and reduce school dropouts.

Residential Services

July 2019 THRU June 2020

COUNTY DATA										
County	# Served	SEX		RACE				RESIDENTIAL SERVICE		
		# Females	# Males	White	Black	Hisp	Other	Emergency Shelter	DCFS Residential care	SRP Group Home
Clay	5	2	3	5	0	0	0	4	1	0
Craighead	23	6	17	12	10	0	1	12	5	6
Greene	10	2	8	8	0	1	1	7	2	1
Jackson	4	3	1	3	1	0	0	4	0	0
Lawrence	3	1	2	2	0	1	0	3	0	0
Mississippi	7	0	7	5	2	0	0	6	1	0
Poinsett	13	2	11	13	0	0	0	9	4	0
Randolph	7	0	7	6	0	1	0	4	0	3
Sharp	6	1	5	6	0	0	0	3	1	2
Other Counties	59	6	53	49	7	0	3	2	25	32
Total	137	23	114	109	20	3	5	54	39	44

REFERRAL DATA			
Referral Source	Emergency Shelter	DCFS Residential Referrals	SRP GROUP HOME
Outreach	2	0	0
Law Enforcement	4	0	0
Juvenile Probation	14	0	0
Juvenile Court	28	0	0
DYS	6	0	21
DCFS	0	39	23
Total	54	39	44

Residential Services Outcomes

July 2019 THRU June 2020

DISCHARGE PLACEMENT	Residential Referral Source			
	Local courts/Law enforcement	DCFS Residential	SRP DYS	SRP DCFS
Parents Home	40	5	5	3
Relative/Friend	0	0	1	2
Independent Living	0	3	0	1
Foster Home	0	5	0	1
Job Corps	0	0	0	0
Youth Challenge	0	0	0	0
Boys Ranch/Children's Home	1	1	0	0
Army	0	0	0	0
Other Group Home	0	5	1	0
Other Emergency Shelter	0	0	0	1
Alcohol & Drug Treatment	0	0	0	0
Mental Health Treatment Center	3	4	0	2
Psychiatric Hospital	1	0	0	1
Medical Hospital	0	0	0	0
Juvenile Detention Center	6	1	1	1
DCFS Placement	0	2	0	0
Unknown	0	2	0	0
AWOLed	2	0	0	1
DYS	0	0	1	1
Total	53	28	9	14

NON-RESIDENTIAL SERVICES

JULY 2019 THRU JUNE 2020

Services	Clay	Craighead	Crittenden	Greene	Jackson	Lawrence	Mississippi	Poinsett	Randolph	Sharp	Total
Casework	34	39	53	42	20	24	32	32	16	7	299
Casework Group	0	16	20	0	0	0	5	31	0	0	72
Therapy	0	9	10	0	0	8	0	2	8	2	39
Aftercare	4	33	23	5	5	9	8	2	9	9	107
Aftercare Group	0	8	5	0	0	0	1	0	0	0	14
Drug Screening	0	6	0	0	0	4	0	1	2	1	14
Interstate Compact	1	0	0	1	1	1	1	0	1	0	6
Day Services	0	7	12	0	0	0	0	2	0	0	21

Classification	Clay	Craighead	Crittenden	Greene	Jackson	Lawrence	Mississippi	Poinsett	Randolph	Sharp	Total
Aftercare	4	33	23	5	5	9	8	2	9	9	107
Delinquent	10	21	33	26	4	4	18	21	8	1	146
FINS	11	17	12	16	16	19	19	11	12	7	140
Interstate Compact	1	0	0	1	1	1	1	0	1	0	6
Diversion	14	5	12	6	1	3	0	2	0	0	43

Race	Clay	Craighead	Crittenden	Greene	Jackson	Lawrence	Mississippi	Poinsett	Randolph	Sharp	Total
White	36	32	18	40	14	31	13	29	24	16	253
Black	0	35	52	3	11	0	30	4	1	0	136
Hispanic	2	3	2	3	1	2	1	0	0	1	15
American Indian	0	0	0	1	0	0	0	0	0	0	1
Other	0	3	3	4	1	0	1	1	0	0	13
TOTAL	38	73	75	51	27	33	45	34	25	17	418

Gender	Clay	Craighead	Crittenden	Greene	Jackson	Lawrence	Mississippi	Poinsett	Randolph	Sharp	Total
Male	27	51	53	34	17	23	33	20	20	12	290
Female	11	22	22	17	10	10	12	14	6	5	129
TOTAL	38	73	75	51	27	33	45	34	26	17	419

* Crittenden County Youth were served by East Arkansas Youth Services (EAYS)

SERVICES TO DYS COMMITTED YOUTH

July 2019 THRU June 2020

COUNTY	STILL AT DYS	CURRENTLY ON AFTERCARE	DYS RELEASED W/O AFTERCARE	RELEASED FROM AFTERCARE	TOTAL
Clay	0	2	0	1	3
Craighead	11	7	2	12	32
Crittenden *	6	5	0	11	22
Greene	1	2	0	3	6
Jackson	2	0	0	2	4
Lawrence	0	2	0	7	9
Mississippi	3	2	0	3	8
Poinsett	1	0	2	0	3
Randolph	5	3	0	3	11
Sharp	0	1	0	7	8
TOTAL	29	24	4	49	106

YOUTH RELEASED FROM AFTERCARE

July 2019 THRU June 2020

COUNTY	STATUS AT TIME OF RELEASE FROM AFTERCARE						TOTAL
	Non-Compliant	Turned 18	Moved	Had adult charges	Recom mitted to DYS	Success ful	
Clay	0	0	0	0	0	1	1
Craighead	2	1	1	0	0	8	12
Crittenden *	2	0	1	0	0	8	11
Greene	0	0	1	0	0	2	3
Jackson	0	0	0	0	0	2	2
Lawrence	2	0	0	0	0	5	7
Mississippi	0	0	0	1	0	2	3
Poinsett	0	0	0	0	0	0	0
Randolph	0	0	0	0	1	2	3
Sharp	0	0	1	0	0	6	7
TOTAL	6	1	4	1	1	36	49

* Crittenden County Youth were served by East Arkansas Youth Services (EAYS)

GED & DAY SERVICES OUTCOMES

July 2019 THRU June 2020

	TOTAL	SEX		RACE			AGE			Last Grade Completed			
		Male	Female	W	B	O	16	17	18	8TH	9TH	10TH	11TH
SERVED	28	20	8	21	2	5	8	20	0	3	15	9	1
PASSED GED	10	9	1	8	1	1	4	6	0	0	4	5	1

NOTE: Due to COVID, GED classes and testing were suspended in early April which negatively affected those who could complete the GED.

EDUCATION SERVICES/OUTCOMES

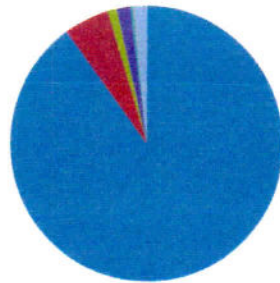
July 2019 THRU June 2020

	TOTAL	SEX		RACE			
		MALE	FEMALE	White	Black	Hisp	Other
TOTAL YOUTH IN EDUCATION PROGRAMS	110	90	20	88	15	3	4
Total in program 90+ days & Pre and Post tested	48	41	7	39	6	1	2
MATH REMEDIATION RESULTS							
# Testing Below Grade level on Math Pre-test	35	29	6	27	6	0	2
# Improving Math TABE scores on Post test	27	23	4	22	4	0	1
READING REMEDIATION RESULTS							
# Testing Below Grade level on Reading Pre-test	38	31	7	29	6	1	2
# Improving Reading TABE scores on Post test	28	23	5	22	3	1	2
GRADUATION RECORDS FOR YOUTH SERVED							
12th Graders served & in residence at end of school year	2	2	0	2	0	0	0
12th Graders receiving Diploma	2	2	0	2	0	0	0

REVENUE/COST ALLOCATION

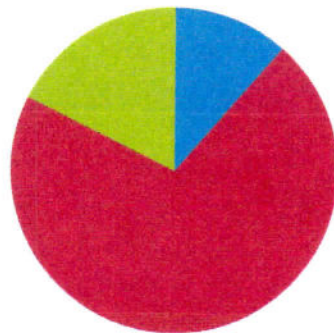
July 2019- June 2020

TOTAL REVENUE \$4,842,046



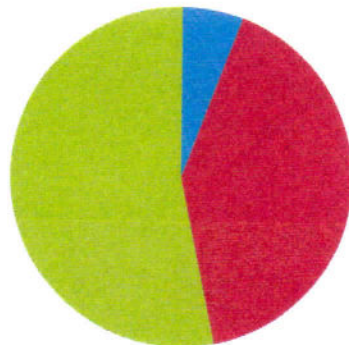
■ DHS	\$4,354,005.24
■ DEPT EDUC	\$260,230.23
■ TITLE 1	\$52,802.32
■ LOCAL DONATIONS	\$19,370.00
■ MISC	\$3,464.92
■ NSLP	\$76,219.29

TOTAL PERSONNEL EXPENSE \$3,563,734



■ ADMINISTRATIVE	11%
■ RESIDENTIAL	72%
■ OUTREACH	17%

TOTAL OPERATING EXPENSE \$992,582



■ ADMINISTRATIVE	6%
■ RESIDENTIAL	40%
■ OUTREACH	54%

SATISFACTION SURVEY RESULTS

Fiscal Year 2019 - 2020

	BOYS & GIRLS RESIDENTIAL		SRP GROUP HOME		OUTREACH	
	Youth	Parent	Youth	Parent	Youth	Parent
# Youth Discharged	69	69	24	24	213	213
# Surveys Completed	51	50	16	16	155	153
RESPONSE RATE	73.9%	72.5%	66.7%	66.7%	72.8%	71.8%
# LESS THAN 60% SATISFIED	2	0	0	0	7	4
% LESS THAN 60% SATISFIED	3.9%	0.0%	0.0%	0.0%	4.5%	2.6%
# 61%- 79% SATISFIED	13	3	1	0	14	2
% 61%- 79% SATISFIED	25.5%	6.0%	6.3%	0.0%	9.0%	1.3%
# 80% OR MORE SATISFIED	36	47	15	16	134	147
% 80% OR MORE SATISFIED	70.6%	94.0%	93.8%	100.0%	86.5%	96.1%

